

 **Bohle**



MasterTrack FT

The superior glass sliding door system

Experience a completely new running smoothness

MasterTrack FT – New standards in technology, design and comfort

Holistic room concepts are much sought after in modern interior fit-out, combining minimalistic design with maximum comfort.

Where good design can be identified at first glance, comfort usually lies in the details and only becomes obvious upon the first use.

With MasterTrack FT, Bohle offers a new high-tech complete solution for sliding door systems which stands out due to its revolutionary running smoothness and tangible ease of movement.

What is so special about it? The entire installation requires only a few simple steps. Mounting is quick, intuitive and thus cost-effective.

AREAS OF APPLICATION

- Sliding door system for weights of 60, 80, 120 and 150 kg
- Ceiling and wall mounting
- Installation with and without fixed sidelight
- Double doors opening simultaneously





When sliding feels like floating

The new MasterTrack sliding door virtually floats in use. Traditional sliding doors require an effort to open and close them, but this does not apply to MasterTrack. Its particularly smooth and silent running conveys the impression that the door is floating while opening and closing.





High-tech product for exceptional running smoothness

The technically sophisticated carriages and the patented all-metal dampers form the centrepiece of MasterTrack and integrate into one optimally tuned unit.

For mounting the glass door into the clamping carriages, no measuring is required. The clamp is simply positioned flush on the edge of the glass door. Special clamping inserts inside the carriage guarantee a safe and stable support of the glass. It is so safe and stable that even laminated safety glass can be fixed without drilling – even at door weights up to 150 kg.




SAFE ANTI-JUMP PROTECTION

Even when moving the door more energetically, the anti-lift mechanism reliably protects the door track jumping.

UNIQUE ROLLER UNITS

High-quality ball bearings ensure a palpable ease of movement with exceptionally smooth and silent running.



SIMPLE INSTALLATION FROM THE FRONT

Installation is conveniently done from the front. From there, all adjustment options such as height adjustment and anti-jump protection can be comfortably accessed.

Elegant appearance in all weight classes

MasterTrack FT offers a wide array of solutions both for residential and commercial applications and seamlessly adapts to the most diverse design styles.

The revolutionary sliding door system uses the same profile for every weight class. This offers an elegant and slender running track profile capable of carrying heavy sashes up to 150 kg.

Apart from the classical designs in aluminium colours and stainless steel look, the profile rail is also available in the on-trend colours black and anthracite as well as in all RAL colours. The end caps of the profile are made of the same material as the running track profile.

Bohle offers customised solutions upon request. Synchronized doors that open simultaneously are also possible.





Ideally tailored force absorption

The innovative damper slows down the sliding door softly and seamlessly in one movement. The dampers are equipped with high-quality hydraulics and a double-sided spring guide. Their resistance is perfectly harmonised to the particular weight class. Irrespective of closing speed, both extremely wide and extremely narrow sliding doors starting from 600 mm are gently slowed down.

The dampers are always constructed identically, ranging from the light to the heavy weight classes. The only difference: They vary in length in order to enable optimal damping and retracting of the different weight classes.



IDEAL FORCE ABSORPTION

The damper hydraulics and the double-sided springs are adapted with technical perfection to each single weight class.

STURDY METAL FRAME

The sturdy, continuous metal frame maintains the damper exactly in position in the running track. This is one of the reasons why MasterTrack FT is virtually maintenance-free after installation.



SAFE CLOSING MECHANISM

Thanks to its particularly wide surface, the specially designed hook of the damper interlocks with the trigger of the running track and thus guarantees the reliable functioning of the closing mechanism.

Benefits at a glance

DESIGN & COMFORT

- Impressive running smoothness
- Exceptional ease of movement
- Soft and reliable closing mechanism
- Ideal force absorption and safe anti-jump mechanism
- Elegant appearance in the weight classes ranging from 60 via 80 and 120 up to 150 kg
- Synchronously opening doors possible
- Surfaces in metallic look or in on-trend or custom colours

INSTALLATION & TECHNOLOGY

- Intuitive and cost-effective installation
- Carriage installation requires no measurement
- All adjustments can be conveniently carried out from the front
- Maintenance-free upon installation
- Modular system in all weight classes
- All-metal dampers with high-quality hydraulics and a double-sided spring guide
- CAD drawings available

OUR RECOMMENDATION

The planning tool at www.bohle-group.com helps you with the accurate calculation of glass and profile dimensions.






Included in delivery

Apart from the running track, each system includes:

60 kg

Glass width:
min. 600 mm

Carriages:



L60

80 kg

Glass width:
min. 790 mm



L80

120 kg

Glass width:
min. 905 mm



L120

150 kg

Glass width:
min. 905 mm



L150

Damper:



D60



D80



D120



D150

ALSO INCLUDED IN EACH WEIGHT CLASS



Shims




Bottom guide



Trigger for damper

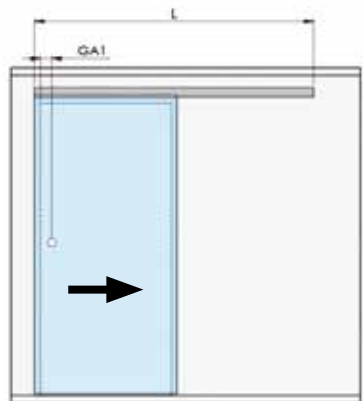
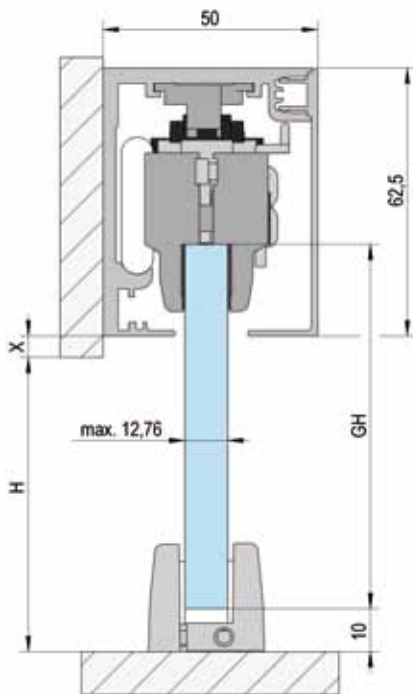
OPTIONAL EQUIPMENT



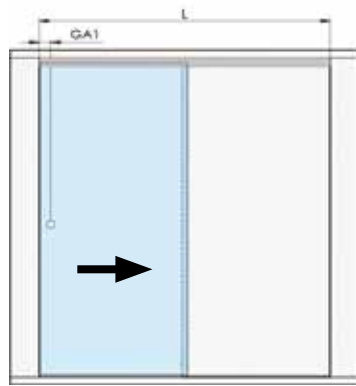
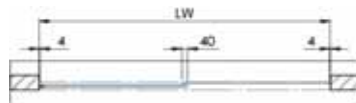
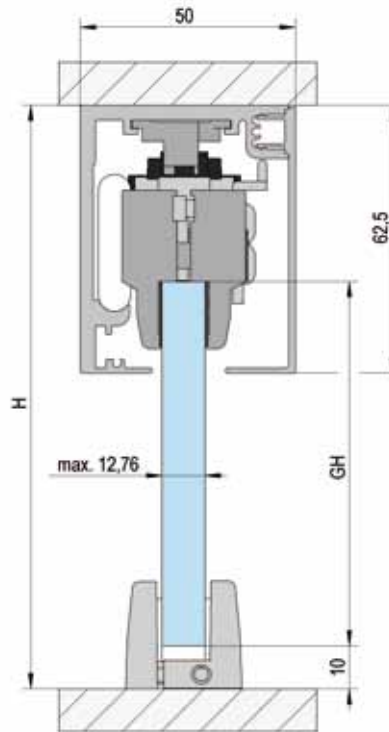
Set for synchronous operation

Technical Data

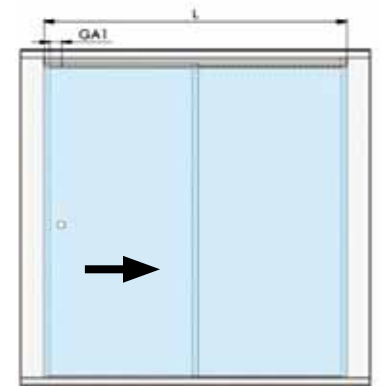
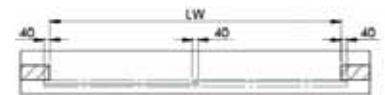
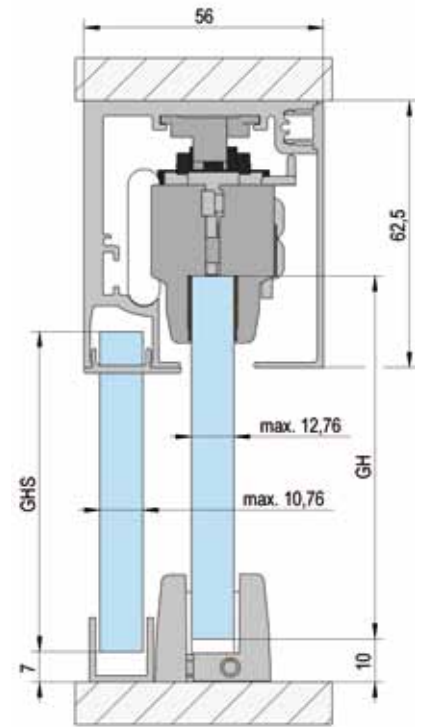
Wall mounting



Ceiling mounting



Ceiling mounting with fixed sidelight



Bohle Worldwide

Austria | Hungary Slovenia

Bohle GmbH
1230 Wien
T +43 1 804 4853-0
info@bohle.at

Benelux

Bohle Benelux B.V.
3905 LX Veenendaal
T +31 318 553151
info@bohle.nl

Croatia

Bohle d.o.o.
51000 Rijeka
T +385 051-329-566
mario.perica@bohle.hr

Estonia

Bohle Baltic
13619 Tallinn
T +372 6112-826
info@bohle.ee

France

Bohle AG · Departement Français
42781 Haan, Germany
T +49 2129 5568-222
france@bohle.de

Italy

Bohle Italia s.r.l.
20080 Vermezzo (MI)
T +39 02 94967790
info@bohle.it

Russia

Bohle Москва
108811 Москва
T +7 495 230-94-00
info@bohle.ru

Russia

Bohle Санкт Петербург
198020 Санкт Петербург
T +7 812 4452792
info@bohle.spb.ru

Spain | Portugal

Bohle Complementos del Vidrio S.A.U.
08907 L'Hospitalet (Barcelona)
T +34 932 615 361
info@bohle.es

Sweden

Bohle Scandinavia AB
14175 Kungens Kurva
T +46 8 449 57 50
info@bohle.se

Germany

Bohle AG · Head Office
42781 Haan
T +49 2129 5568-249
export@bohle.de

United Kingdom Ireland

Bohle Ltd.
Tameside Park, Dukinfield
Cheshire, SK16 4PP
T +44 161 3421100
info@bohle.ltd.uk

South Africa

Bohle Glass Equipment (Pty) Ltd.
2125 Gauteng
T +27 11 792-6430
info@bohle.co.za